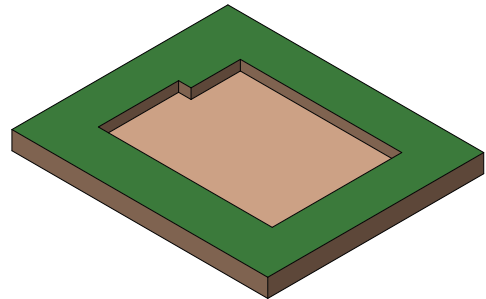


Type RFCS1

TTT Raft Foundation – suspended concrete floor with lightweight claddings*

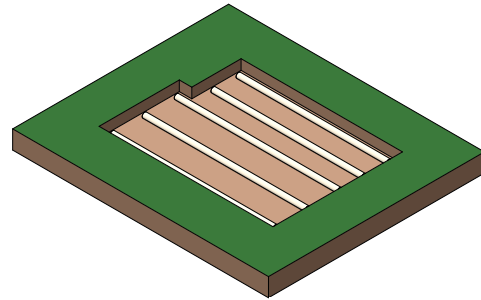
1

TTT Raft Foundation pit excavated.



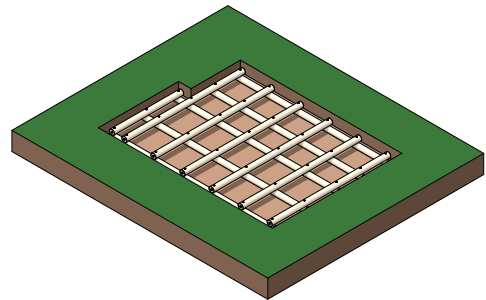
2

TTT MultiPole UniLog primary foundation beams laid over Geo Cloth.



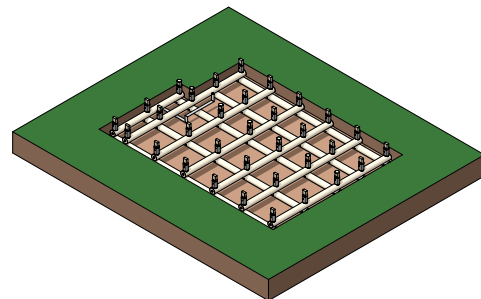
3

TTT MultiPole UniLog secondary foundation beams placed over primary foundation beams in a specifically designed perpendicular lattice. Beams are prepared for proprietary connections.



4

TTT UniLog jack studs are connected to foundation beams, levelled and scarfed. Underground services can be placed under, over and between foundation beams as required.



*Lightweight claddings as determined by the relevant NZ building codes

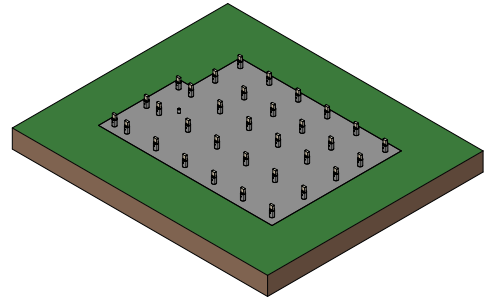


TTT Raft Foundations

Typical construction sequence

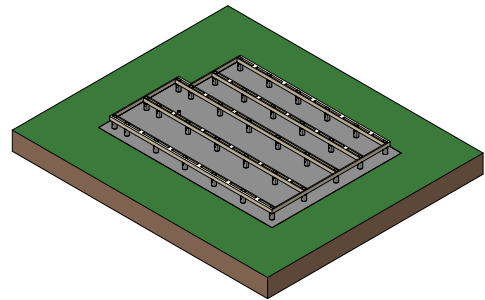
5

Excavated pit fill material placed and compacted.



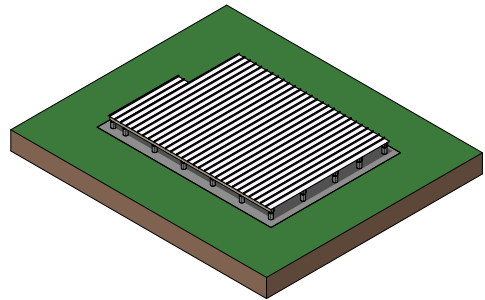
6

Primary timber bearers are seated onto scarfed jack studs.



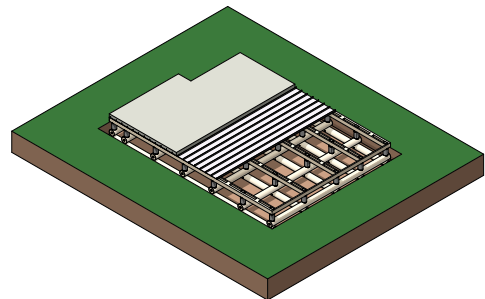
7

Tray-dec installed over timber bearers



8

Concrete floor laid over Tray-dec.



Postal address

TTT Products Christchurch Ltd
PO Box 99
Tuakau 2342
New Zealand

Details

Freephone: 0800 864 564
Phone: +(64) 9 236 8880
Fax: +(64) 9 236 8663

Cliff Monk

Mobile: +(64) 27 514 4427
cliff.monk@unilog.co.nz

Marshall Bryce

Mobile: +(64) 27 587 5621
marshall.bryce@unilog.co.nz