

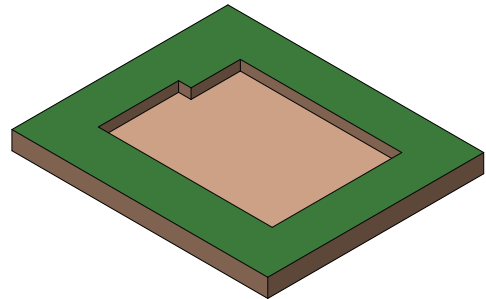
### Type RFTX1

## TTT Raft Foundation – cross laminated timber floor with lightweight claddings\*

1

TTT Raft Foundation pit excavated.

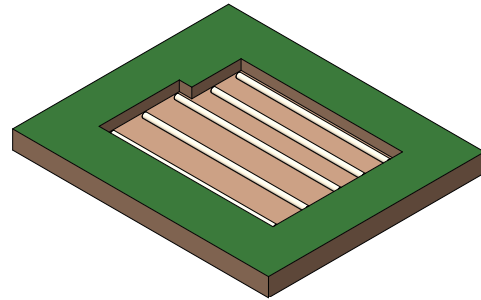
---



2

TTT MultiPole UniLog primary foundation beams laid over Geo Cloth.

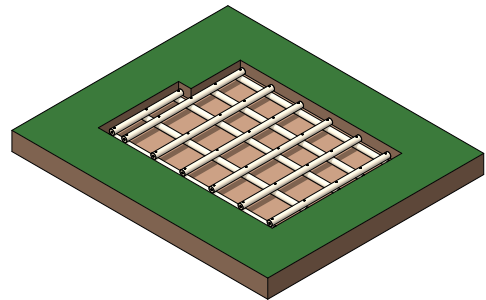
---



3

TTT MultiPole UniLog secondary foundation beams placed over primary foundation beams in a specifically designed perpendicular lattice. Beams are prepared for proprietary connections.

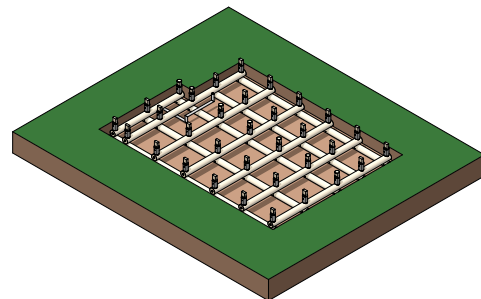
---



4

TTT UniLog jack studs are connected to foundation beams, levelled and scarfed. Underground services can be placed under, over and between foundation beams as required.

---



\*Lightweight claddings as determined by the relevant NZ building codes



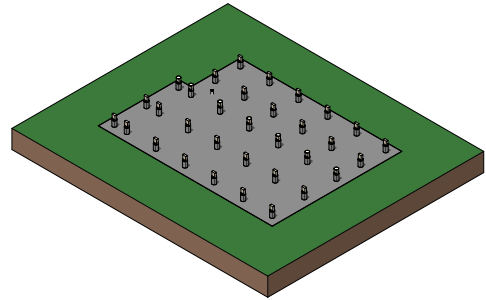
# TTT Raft Foundations

## Typical construction sequence

5

Excavated pit fill material placed and compacted.

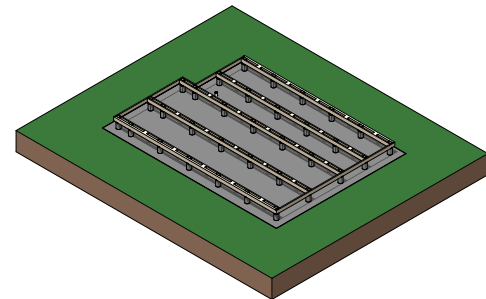
---



6

Primary timber bearers are seated onto scarfed jack studs.

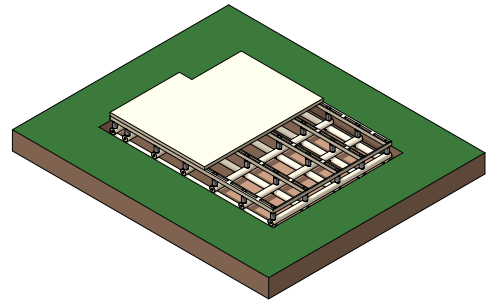
---



7

Cross laminated timber (CLT) floor panel installed.

---



Talk to us  
0800 864 564

### Postal address

TTT Products Christchurch Ltd  
PO Box 99  
Tuakau 2342  
New Zealand

### Details

Freephone: 0800 864 564  
Phone: +(64) 9 236 8880  
Fax: +(64) 9 236 8663

### Cliff Monk

Mobile: +(64) 27 514 4427  
cliff.monk@unilog.co.nz

### Marshall Bryce

Mobile: +(64) 27 587 5621  
marshall.bryce@unilog.co.nz